



St. Petersburg Ice Ballet

Sleeping Beauty

The State Theatre in New Brunswick, NJ welcomes you to the school-day performance of the St. Petersburg Ice Ballet in *Sleeping Beauty*. The production features the champion skaters of the St. Petersburg Ice Ballet, performing to Tchaikovsky's classic music. This full-length performance is two hours long, including one intermission.

These *Keynotes* provide information and activities to help you watch the ballet with a well-informed eye and ear. We hope that the materials in this guide will add to your understanding and enjoyment of the performance and help you make connections to other stories and subjects you are studying in class.



Little Red Riding Hood and the Wolf

CONTENTS

Welcome/Acknowledgements	2
About the Production.....	3
The Story	4
Dancing on Ice	5
The Language of Ice Ballet.....	6
Building the Ice Rink.....	7
The Music	8
Sleeping Beauty Stories.....	9
More to Do and Discuss	10
Getting Ready for the Show	11

Bank of America



Keynotes are made possible by a generous grant from Bank of America Charitable Foundation.

The State Theatre's education program is funded in part by Bank of America Charitable Foundation, Bristol-Myers Squibb, Brother International Corporation, The Horizon Foundation for New Jersey, Johnson & Johnson Family of Companies, the John F. Kennedy Center for the Performing Arts, J. Seward Johnson, Sr. 1963 Charitable Trust, The Blanche and Irving Laurie Foundation, McCrane Foundation, MetLife Foundation, Mid Atlantic Arts Foundation, National Starch and Chemical Foundation, Inc., PNC Foundation, Provident Bank Foundation, Robert Wood Johnson Foundation, Verizon, and Wachovia Foundation. Their support is gratefully acknowledged.



St. Petersburg Ice Ballet sponsored by Credit Suisse.



Funding has been made possible in part by the New Jersey State Council on the Arts/Department of State, a partner agency of the National Endowment for the Arts.



Continental Airlines is the official airline of the State Theatre.



The Heldrich is the official hotel of the State Theatre.

State TheatreNJ.org Keynotes

Online at www.StateTheatreNJ.org/Keynotes

Keynotes are produced by the Education Department of the State Theatre, New Brunswick, NJ.

Wesley Brustad, *President*

Lian Farrer, *Vice President for Education*

Keynotes for *Sleeping Beauty* written and designed by Lian Farrer.

Edited by Katie Pyott.

© 2008 State Theatre

Find us at www.StateTheatreNJ.org

Contact: education@StateTheatreNJ.org

The State Theatre, a premier nonprofit venue for the performing arts and entertainment.

About the Production

The St. Petersburg Ice Ballet's production of *Sleeping Beauty* transforms the classic Russian ballet into a spectacular display of dancing on ice. It uses the same music the composer Tchaikovsky created in 1890 for the Russian Imperial Ballet in St. Petersburg. It follows the same story, too, including the use of characters from other fairytales by Charles Perrault: Puss in Boots, Little Red Riding Hood, and others.

Like the original ballet, *Sleeping Beauty*—on Ice! was created in St. Petersburg, Russia. The choreography is by Konstantin Rassadin, a former principal dancer and choreographer with St. Petersburg's renowned Kirov Ballet. The production features a company of 35 champion ice dancers, over 100 exquisite costumes, and a grand set.

What's unusual about the production is the blend of ballet and skating techniques: axels and salchows (jumps from skating) are combined with *port de bras* (arm positions) and typical moves from the world of ballet. As is common for Russian skaters, the ice dancers in this show are required to take regular ballet classes as part of their training.



"Puss in Boots" is one of the fairytales by Charles Perrault included in the *Sleeping Beauty* ballet.

Cast

King	Valery Gilnich
Queen.....	Inga Ragosina
Princess Aurora	Elena Khailova or Ekaterina Galyas
Prince Desire	Oleg Yagubkov or Oleg Ryabov
Lilac Fairy.....	Marina Lekmus or Alina Kulikova
Carabosse, the Wicked Fairy	Marina Lekhmus, Viacheslav Vodopianov, or Kirill Silantiev
Tenderness Fairy	Vladislava Blagonravova
Playfulness Fairy	Alina Kulikova or Margarita Mentova
Generosity Fairy.....	Alexandra Igolkina
Light-hearted Fairy (Canary)	Marina Maslova or Daria Kapustinskaya
Catalabutte, Master of Ceremonies	Sergey Golodnev or Alexander Kuznetsov
Suitors	Oleg Riabov, Oleg Yagubkov, Vasiliy Andreev, Alexander Zavatskov
Diamond Fairy	Marina Lekhmus, Margarita Mentova, or Marina Maslova
Sapphire Fairy	Anna Kuryatkova or Alina Kulikova
Gold Fairy.....	Vladislava Blagonravova or Anna Silantieva
Silver Fairy	Alexandra Igolkina
Princess Florine	Ekaterina Galyas, Elena Khailova or Daria Kapustinskaya
Bluebird	Oleg Yagubkov, Roman Zarutsky, or Viacheslav Vodopianov
Red Riding Hood	Ekaterina Galyas, Marina Maslova, or Daria Kapustinskaya
Wolf	Roman Zarutsky, Danil Vedernikov, or Oleg Ryabov
White Puss	Marina Maslova or Vladislava Blagonravova
Puss in Boots	Danil Vedernikov or Sergey Golodnev
Courtiers, Carabosse's Suite, Hunters	Dancers of the Ballet

Act I

Scene 1: The Christening

The King and Queen and their guests are celebrating Princess Aurora's **christening**. Several fairies come forward to bestow gifts on the baby. Suddenly, the wicked fairy Carabosse arrives. She is furious because Catalabutte, the Master of Ceremonies, left her name off the guest list. In revenge for this insult, Carabosse curses the baby and warns that one day Aurora will prick her finger and die. The Lilac Fairy, who has not yet presented her gift, now grants that if the Princess pricks her finger she will not die, but instead fall asleep for a hundred years.

Scene 2: The Spell

At her 16th birthday party, Aurora dances with four **suitors**. Carabosse, disguised as an old woman, offers her a **spindle** as a birthday gift. When Aurora takes the gift, she pricks her finger on a needle that is hidden on it. The evil spell that Carabosse cast at the Princess' christening has now come to pass. The Lilac Fairy works her magic, and the Princess does not die. Instead, she and the whole kingdom fall into a deep sleep.

Act II

Scene 1: The Vision

A hundred years have passed. Prince Desire is hunting in the forest when the Lilac Fairy shows him a vision of Aurora. He falls instantly in love and begs to be taken to the Princess. The Lilac Fairy guides him to the sleeping kingdom. Carabosse stands guard over the castle, which is completely overgrown with vines. The Prince manages to get past her defenses. He finds Princess Aurora and awakens her with a kiss. They fall in love at first sight and vow to marry.

Scene 2: The Wedding

The court celebrates the marriage of Princess Aurora and Prince Desire. Famous fairytale characters appear to entertain the guests: Red Riding Hood and the Wolf; Puss in Boots, and the Bluebird. The Lilac Fairy gives her blessing to the couple.

Sleeping Beauty Glossary

christening - a special naming ceremony for a newborn child

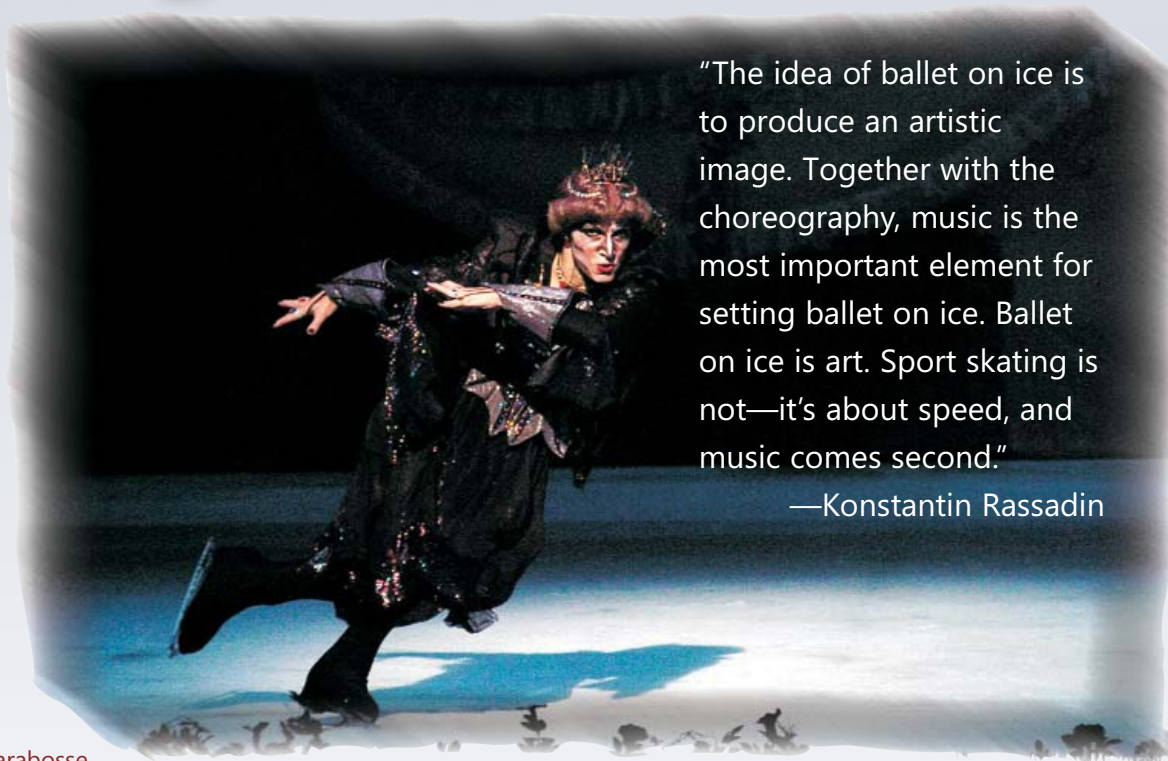
suitor - a man who pursues a woman he hopes to marry

spindle - a wooden rod that is used to spin fibers (such as wool or linen) into thread

What's Your Prediction?

What do you think happens to everyone after the story has ended? Do Princess Aurora and Prince Desire live happily ever after? Is Carabosse ever heard from again? Try writing your own sequel to the *Sleeping Beauty* story.





Carabosse

“The idea of ballet on ice is to produce an artistic image. Together with the choreography, music is the most important element for setting ballet on ice. Ballet on ice is art. Sport skating is not—it’s about speed, and music comes second.”

—Konstantin Rassadin

If you’ve ever watched skating competitions on television, you’ve seen figure skaters perform spins, jumps, footwork, and other difficult moves on ice. Then there are ice dancers, who combine some of the moves from figure skating with elements of ballroom dancing. Both of these are competitive sports that have strict rules and requirements about the types of moves the skaters must include in their routines (and which moves are not permitted), how the music is to be interpreted, and how long the routine must be. Skaters are judged on their athletic and technical ability as well as their artistic style.

Ice ballet combines the athletic and technical elements of figure skating with the style, artistry, and storytelling traditions of classical ballet. In *Sleeping Beauty*, the company has adapted an existing ballet for skaters. You’ll see the arm and leg positions, leaps, and other movements of ballet, and also the glides, spins, and jumps of figure skating. Like ballet dancers, the ice dancers use movement and gesture to tell a story and to express the characters’ thoughts and emotions.

Figure Skates Up Close



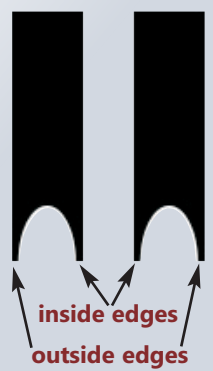
toe pick

Figure skates are different from the skates worn by hockey players or speed skaters. The boot on a figure skate resembles a regular boot with a heel. The front of the blade is curved and doesn’t go far past the toes. The back of the blade is mostly straight (with a slight bit of curve) and extends past the heel.

An important part of the figure skate design is the toe pick, a set of metal “teeth” located on the front of the blade. For some types of jumps, skaters use the toe pick to grab the

ice to help them push off and throw themselves into the air.

The blades on figure skates have a hollow in them, giving the skater two separate edges touching the ice. They are called the inside edge and the outside edge, depending on the foot. Figure skaters skate mostly on one edge of each skate. Skating on edges looks more graceful and creates a nice curved paths across the ice. Skating on both edges at once is called skating “flat.”



The Language of Ice Ballet

Ice ballet combines elements of both ballet and figure skating. During the performance, see if you can recognize some of the elements described on this page. What are some of the differences and similarities between the ballet and skating positions?

Classical ballet uses a specific vocabulary of positions and movements of the body.

There are five basic arm positions:



FIRST POSITION



SECOND POSITION



THIRD POSITION



FOURTH POSITION



FIFTH POSITION

Here are some other ballet positions:



ARABESQUE



ATTITUDE



PLIÉ



FISH DIVE

Figure skating has its own vocabulary of moves and body positions. Here are some to look for:



SPIRAL



CAMEL



SIT SPIN



LAYBACK



PAIR SPIRAL

Building the Ice Rink

When they go on tour, the St. Petersburg Ice Ballet takes along a portable ice rink. The rink takes a full 24 hours to set up and 12 hours to strike (take apart). Because the ice takes so long to set up, the company actually uses two rinks—one of which is sent on ahead to the next theater so it will be ready when the company arrives.

The rink is built right on top of the stage floor using these steps:

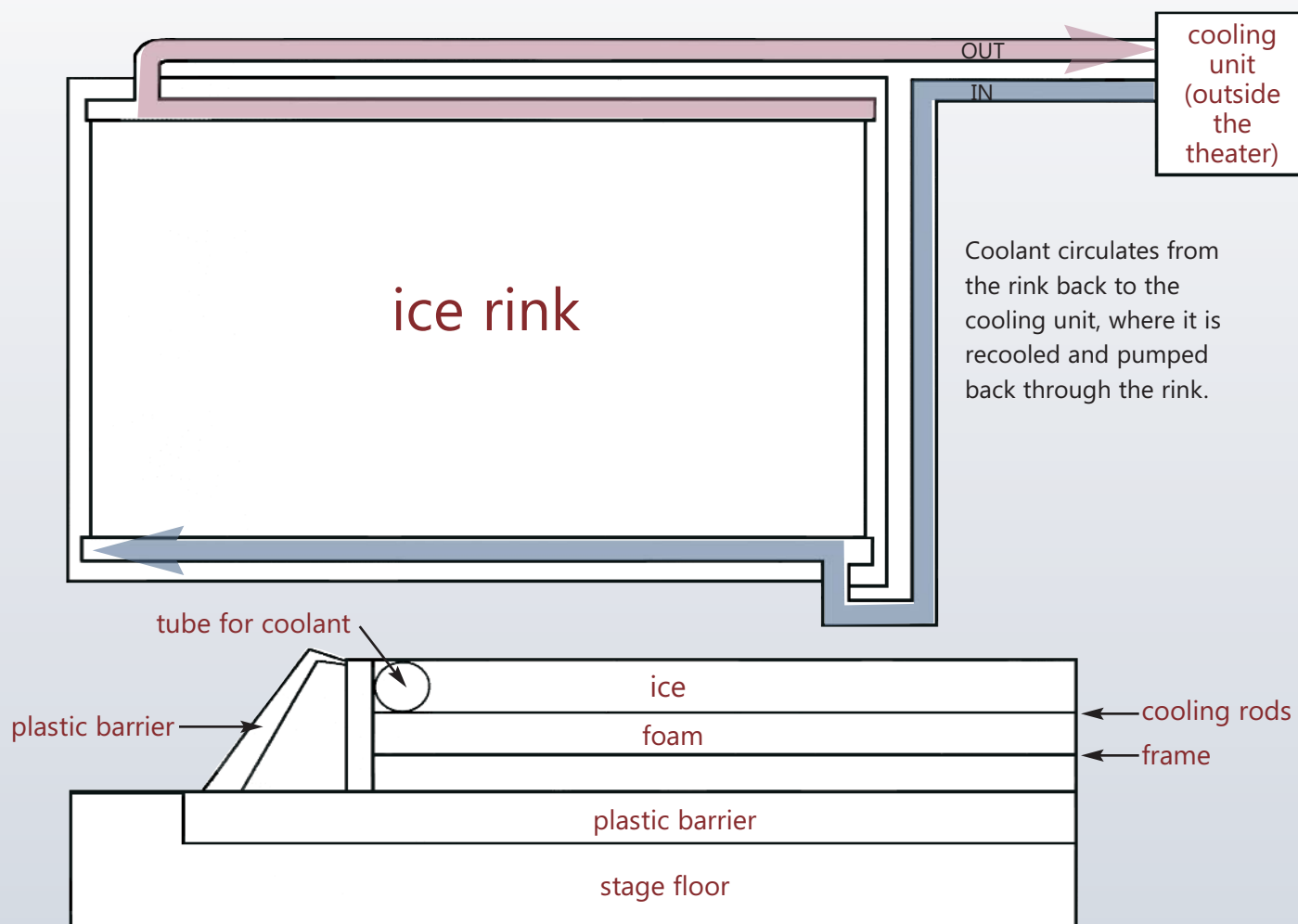
1. A 5½-inch-deep frame for the rink is assembled out of plastic “lumber.”
2. Inside the frame goes a layer of insulation, which is covered with a plastic liner.
3. Next comes a layer of special coils: refrigeration tubes running through black rubber mats made from solar-collector material.
4. The coils are connected to the frame, which has pipes that can pump 65 gallons per minute of antifreeze through the coils at 5 degrees Fahrenheit. The antifreeze is chilled by a refrigeration unit outside the theater.
5. After all the equipment is in place, two people spend 20 hours pouring water onto the rink every 20 minutes to build layers of ice. Ten thousand pounds of crushed ice is poured on to help quicken the freezing process. The ice cubes make the ice bumpy, so around three in the morning, the team starts scraping the surface to make it smooth.

Maintaining the ice during the show is a big job. The dancing skaters need the ice to be just the right texture: a little soft and wet—not hard and brittle. Because ice reflects light, it takes a lot of extra power to illuminate the stage. More light makes more heat, which means the stage crew has to work extra hard to keep the ice from melting during the show!

How'd They Do That?

Watch a [time-lapse video](#) of stagehands striking the St. Petersburg Ice Ballet's rink. It shows in reverse the process of how the rink is built.

Do you know how a refrigerator works? Here's a basic [description and diagram of the refrigeration cycle](#).



At the performance of *Sleeping Beauty*, the ice dancers will be skating to recorded music. The music was written by Pyotr Illyich Tchaikovsky (1840-1893) for the original ballet in 1890. Tchaikovsky was a Russian composer who wrote symphonies, operas, concertos, and ballet music. His style was very much influenced by his studies of Western European classical music, flavored with traditional Russian rhythms, melodies, and themes.

Tchaikovsky loved writing dance music and often used dances in his symphonies and other non-ballet music. When writing ballets, he worked closely with the **choreographer** to make sure his music matched the story and also the steps that would be created for the dancers. For *Sleeping Beauty* choreographer Marius Petipa provided Tchaikovsky with an outline to follow. The outline went scene by scene, instructing Tchaikovsky to write a specific amount of music in a particular style, rhythm, and **tempo**. Here is an example of Petipa's notes for *Sleeping Beauty*:



A portrait of Tchaikovsky by Nikolai Dimitriyevich Kuznetsov painted in 1893, the final year of the composer's life.

Act 2 Scene 3

No. 11 With a new wave of the fairy's magic wand Aurora appears and rushes onstage. 6/8 for 24 [**bars**]. A voluptuous **adagio**. Coquettish **allegro** - 3/4 for 48 [bars]. Variation for Aurora.

No. 12. "Where is the divine being you showed me?" Very agitated, passionate music. 32 bars for the transition into the panorama.

No. 13. The boat is underway. The length of the music depends on the extent of the panorama.

No. 14. With a wave of her wand the fairy orders the gates to be opened. The entrance way is visible. A thick mist enshrouds the stage. A tender melody is heard. 32 bars of **largo**.

Tchaikovsky created musical themes for the main characters that painted a sound picture of that character's personality. Every time Carabosse appears, for example, the music becomes scary and harsh. To make the character themes more interesting as they were repeated throughout the ballet, Tchaikovsky sometimes used different combinations of instruments, different speeds, and other slight changes. You'll need to listen carefully to catch all the themes!

The music of *Sleeping Beauty* uses the full symphony orchestra:

STRINGS	WOODWINDS	BRASS	PERCUSSION	OTHER
violins	piccolo	horns	timpani	harp
violas	flutes	cornets	triangle	piano
cellos	oboes	trumpets	tambourine	
basses	English horn	trombones	side drum	
	clarinets	tuba	cymbals	
	bassoons		bass drum	
			tam-tam	
			glockenspiel	

Glossary

choreographer - a person who creates the choreography (the steps and other movements) for dancers

tempo - the speed of a piece of music; how fast or how slow

bar - in music, a way of measuring. Each bar of music contains a specific number of beats, indicated in the time signature. When Petipa wrote "6/8 for 24 bars," he was instructing Tchaikovsky to write 24 bars of music with six beats in each bar: 144 beats in all.

adagio, allegro, largo - terms used in music to indicate tempo. "Adagio" means fairly slow. "Allegro" means fast. "Largo" means very slow.

Sleeping Beauty Stories

Date	Country of Origin	The Story
800–900 AD	Persia	<i>One Thousand and One Nights</i> includes the story of Sittukhan, who falls into a deep sleep after getting a piece of flax (a plant used for making thread) caught under her fingernail. The sultan’s son goes to kiss her hand, notices the flax and pulls it out, thereby awakening her.
late 13th century	Scandinavia	The goddess Brynhild angers Odin by taking the wrong side in a battle. Odin pricks her with a sleep-thorn, imprisons her in a castle, and condemns her to marry a mortal. The hero Sigurd awakens Brynhild by removing her helmet and cutting off her armor. He falls instantly in love with her and marries her.
1528	France	In <i>Ancient Chronicles of Perceforest</i> , Zellandine falls asleep and is ravished by a prince named Troilus who wanders by. She gives birth to a baby without awakening from her enchanted sleep.
c. 1635	Italy	Giambattista Basile’s <i>Tale of Tales</i> includes the story “Sun, Moon, and Talia.” The hero is a king who is already married when he finds the Sleeping Beauty (Talia) in a deserted palace in the woods. Like Sittukhan in <i>One Thousand and One Nights</i> , Talia was put into a deep sleep by a piece of flax caught under her fingernail.
1697	France	In Charles Perrault’s tale, <i>The Sleeping Beauty in the Wood</i> , the hero is a Prince who awakens Sleeping Beauty by kneeling beside her (without kissing her). They soon have two children, Aurora and Day. The Prince, however, is afraid to bring his family home, because his mother the Queen is an ogress with a fondness for eating children!
1812–22	Germany	<i>Children’s and Home Tales</i> , by the brothers Jakob and Wilhelm Grimm, includes the story “Little Briar Rose.” Their tale focuses on the enchantment and awakening and ends with the marriage. This is the version of the Sleeping Beauty story familiar to most people today.
1890	Russia	Marius Petipa choreographs a <i>Sleeping Beauty</i> ballet with music by Pyotr Illyich Tchaikovsky. Based on Charles Perrault’s fairytale, Petipa’s ballet has four sections: a prologue and three acts. The first performance takes place at the Mariinsky Theatre, home of the Kirov Ballet.
1959	United States	Walt Disney Studios releases their animated film of <i>Sleeping Beauty</i> , inspired by Charles Perrault’s tale.
1995	Russia	The ice ballet version of <i>Sleeping Beauty</i> , choreographed by Konstantin Rassadin for the Russian Stars of the St. Petersburg State Ice Ballet, makes its American debut.



Above: *Sleeping Beauty* illustration by Walter Crane from an 1882 edition of Brothers Grimm stories.

Below: German postage stamp showing the evil fairy putting a curse on the princess.

Same Story, Different Storyteller

Looking at the timeline on the left, you can see that many different countries have created their own Sleeping Beauty stories. Do you know any others? Why do you think this story has been so popular for more than 1,000 years?

Look at some other Sleeping Beauty tales in this [study guide](#) from the Young Vic. What are the common themes in the stories? How are they different? What are the parts that you really like?

The Best Gift



At Princess Aurora's christening the good fairies each give her the gift of a special virtue (a good or admirable quality or trait). They give her **tenderness**, **playfulness**, **generosity**, and **lightheartedness**. Discuss with your classmates:

- Why do you think these would be considered valuable gifts?
- In the ice ballet, does Aurora display any of the virtues she received from the fairies? Give specific examples.
- If you were invited to the christening, what special virtue would you bestow upon the Princess?

Choose a virtue that you think would be the best one to give a baby princess. Design and construct a gift that represents the virtue you have selected.




Tell It in Pantomime

In *Sleeping Beauty*, the ice dancers sometimes use hand gestures, facial expressions, and body language—called **pantomime**—to help tell the story. The scene where Aurora receives the spindle and pricks her finger is acted out using pantomime. Create your own pantomime to create this scene. Your pantomime must include gestures showing Aurora being presented with the spindle, accepting the gift, and pricking her finger. After seeing the ice ballet, discuss differences between the pantomime in the show and your own version.

Ice Cream in a Bag

The ice rink for *Sleeping Beauty* is created using a system of coils that circulate antifreeze, a chemical that lowers the temperature at which a liquid freezes. There are other chemicals that work the same way as antifreeze. For example, old-fashioned ice cream machines use salt to lower the freezing point of the liquid ice cream. The liquid milk mixture goes into a container. This container is placed inside a larger container filled with ice and salt. Heat energy from the milk mixture is transferred to the salty ice, causing the ice to melt. As it does so, the water in the milk freezes. When it reaches 21 degrees Fahrenheit, you have ice cream.



You can test this principle using the easy recipe below.

1 cup milk
1 cup whipping cream or half & half
 $\frac{1}{4}$ cup sugar
 $\frac{1}{2}$ teaspoon vanilla extract
crushed ice (1 bag of ice will freeze 3 bags of ice cream)

1 cup rock salt (approximately 8 cups per 5 lbs.)
1 quart and 1 gallon size Ziploc® freezer bags
duct tape
bath towel

1. Put the milk, cream, sugar, and vanilla in a 1-quart freezer bag and seal completely. Fold a piece of duct tape over the seal.
2. Place the bag with the ingredients inside a 1-gallon freezer bag.
3. Pack the larger bag with crushed ice to surround the smaller bag. Pour $\frac{3}{4}$ to 1 cup of salt evenly over the ice.
4. Wrap in a bath towel and shake for 10 minutes. Open the outer bag and remove the inner bag with the ingredients. Wipe off the bag to be sure salt water doesn't get into the ice cream.
5. Cut the top off and spoon into cups. Makes about 3 cups, enough for 4 people. Serve plain or top with nuts, coconut or fruit.
6. ENJOY!

Step 1: Learn Your Part.

At the theater, you join in a special partnership between the audience and the performers. As a member of the audience, you need to do your part to make the show a success. During the performance, your job is to focus all your energy and attention on what's happening onstage.

The way you respond to the show matters a great deal to the performers. Laugh at the funny parts. Applaud if you like what you see and hear!

Please remember these special rules for attending a live performance:

Turn It Off!

Before the performance starts, turn off and put away all electronic devices: cellphones, iPods, games, etc. You should not be texting during the show.



No Photos!

The audience is not allowed to take photos or make any video or sound recording of the show.



No Food!

Do not eat, drink, or chew gum in the theater.



Quiet, Please!

No talking or whispering once the show begins. Remain quietly in your seat during the entire performance.

Step 2: Find Out More.

BOOKS

The Oxford Companion to Fairy Tales, edited by Jack Zipes. Oxford University Press, 2000.

A Spectator's Guide to Figure Skating, by Debbi Wilkes. Trafalgar Square Publishing, 1997. An illustrated guide to the most commonly performed jumps, spins, and pairs moves.

VIDEO

The Sleeping Beauty: A Ballet on Ice. Decca, 1987. Not rated.

The Sleeping Beauty. Kultur Video, 1999. Not rated. A ballet version of the story by the Paris Opera Ballet.

Sleeping Beauty. Disney, 1959. This animated film is rated G.

The Ice Princess. Winstar, 1998. Not rated. A modern ice ballet interpretation of *Cinderella* starring Olympic champion Katarina Witt.

MUSIC

Sleeping Beauty (complete ballet music), by Pyotr Illyich Tchaikovsky. Kirov Orchestra and Choir, Valery Gergiev, conductor.

WEBSITES

Watch a [video excerpt](#) of the *Sleeping Beauty* ice ballet.

[SurLaLune Fairy Tales: The Annotated Sleeping Beauty](#). Also has history, illustrations, biography, other interpretations.

[Charles Perrault](#) biography and links to his stories.

[Figure skating glossary](#) illustrates basic techniques, turns, spins, and jumps.

[American Ballet Theatre's Ballet Dictionary](#). Features video clips illustrating the dance terms.

[Illustrated History of St. Petersburg](#), Russia, home of the St. Petersburg Ice Ballet.