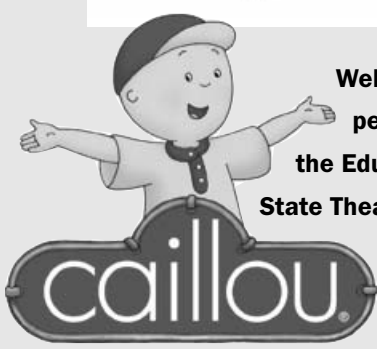


caillou's
BIG
Book
Club

key
notes



Welcome to *Keynotes*, a performance guide created by the Education Department of the State Theatre in New Brunswick, NJ.

These *Keynotes* are designed to be used with your students before and after attending the

performance of *Caillou's Big Book Club*.

CONTENTS

Who Is Caillou?	page 2
Who Are Caillou's Friends and Family?	page 3
Use Your Imagination!	page 4
Make Your Own Caillou Story!	page 5
Caillou Dress Up	page 8
What Do I Do at the Theater?	page 9



Dear Teacher,

If you and your students have read his books, then you may already know Caillou, a wide-eyed four-year-old who learns about life—one adventure at a time! From his own backyard to his very first airplane ride, Caillou discovers the wonder and excitement of being a little boy in a very big world.

What's the Story?

Nothing is worse than being a little kid stuck in the house on a rainy day with nothing to do. Luckily, Caillou has a very inventive babysitter, Julie, who helps open up his world by introducing him to the joy of reading books.

Caillou and his friends Sarah, Clementine, Leo and his best friend, Gilbert the Cat, all participate in the adventure by bringing their favorite books and creating a book club. Everything from a joke book, to the ABC's, to a pirate adventure, and much more, all come out of Julie's giant magical book.

These *Keynotes* offer you information and activities to help prepare your students for the performance. Come join in the fun at the State Theatre as Caillou and his friends learn about all of the excitement that books have to offer!

Fun Facts About Caillou



Where does the name Caillou come from?



Caillou's name comes from the French word meaning "pebble." It's pronounced KAH-you.




Why is Caillou bald?

Caillou doesn't have curly blonde hair, a carrot top, brown hair, glasses or ethnic features, because he represents all children. Caillou is universal so that every child can identify with him and understand that being different is okay and normal.

Ask Your Students:

- Do you like books?
- What type of books do you enjoy? Picture books?
- Adventure books? Comic books?
- What is your favorite book or story?
- When do you like to read or have books read to you? Before you go to bed?
- After school?

Caillou, that's me!





Julie, Caillou's Babysitter

Julie is Caillou's babysitter. Julie always knows how to make the best of any situation, even a rainy day! Julie loves to introduce Caillou to new things and open his eyes to new and exciting adventures.

Baby Sister Rosie

Rosie is Caillou's lively 2-year-old sister. Rosie loves Caillou and loves to giggle.

Caillou loves and protects Rosie, although he thinks she gets away with all kinds of things he's not allowed to do.

Clementine, Leo, and Sarah

These are Caillou's friends from the neighborhood and childcare center.

Clementine, age four, is one of Caillou's best friends.

Leo, Caillou's very best friend from childcare, is funny and wilder than Caillou. They bring out the mischief in each other.

Sarah is seven and watches over the younger kids. Caillou, Leo, and Clementine look up to Sarah because she is a little older.

Gilbert the Cat

Gilbert is Caillou's pet cat. When Caillou can't find a friend to play with, he tries to play with Gilbert. Gilbert is not always happy to be playing with Caillou. Caillou realizes that in order to play with Gilbert, he must learn how to play "cat games," not "kid games."



Ask Your Students: What Do You Think?

Do you have friends like Caillou or like any of his friends? How are they similar? How are they different?

How are you and your friends the same? How are you different?

Caillou has a little sister named Rosie. Do you have any brothers or sisters? What are they like?

Do you have any pets? Maybe you have a cat just like Gilbert! What does your pet look like? If you don't have a pet, what kind of pet do you wish you had?

"Friendly" Activity:

Draw a picture of your friends and family. Don't forget to include your pets! (There is room on the next page to draw.)

Then with your class, have a "Show and Tell." Sit in a circle and one at a time, go around the circle, holding up your picture and telling the rest of your class about your family. Describe them as well as you can: what they look like, what they are like and some things that they like to do.



What if Caillou Had Hair?

What do you think Caillou would look like if he had hair?

Would his hair be straight or curly?
Long or short?

What color would it be? Red?
Brown? Black? Blond? How about purple?

Using your imagination, give Caillou some hair. You can draw his hair with crayons or markers. Or you can find some yarn, string, colored paper, or other material and glue it on!




My Family and Friends

Use this space to draw a picture of your family and friends for "Show and Tell."

Make Your Own Caillou Story




This page and the next two pages can be used with your students to make their own Caillou story book. Copy the pages and cut along the dotted lines. After students have colored their pages, help them punch holes and tie string through to make a book.



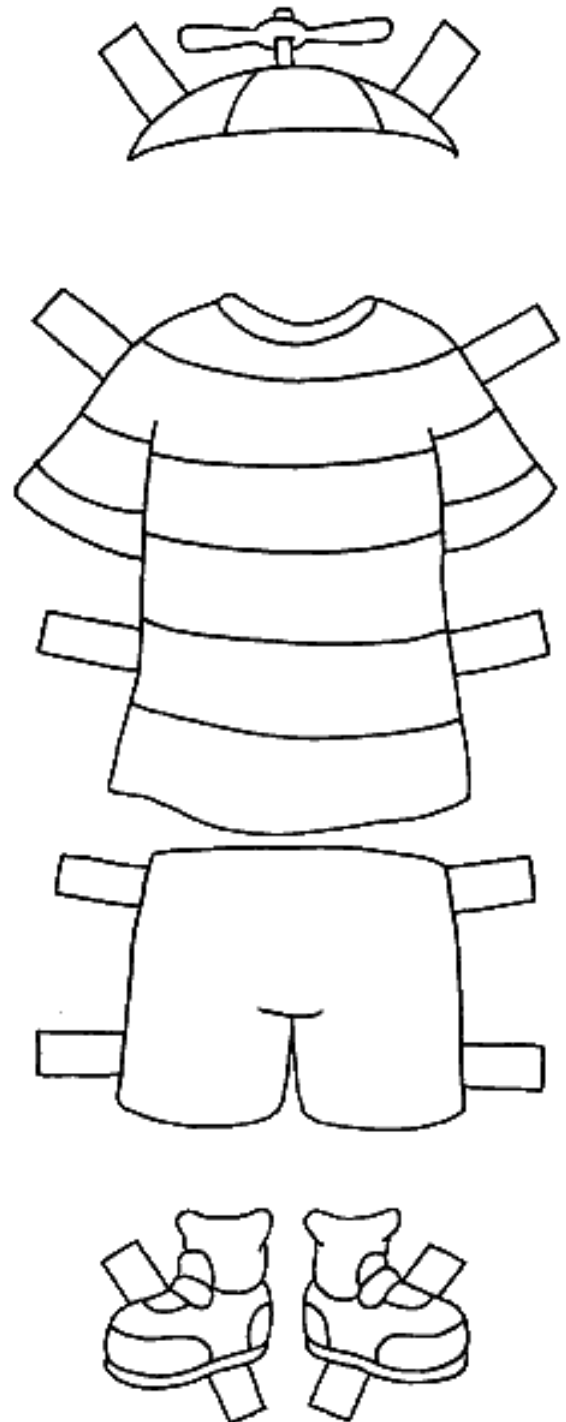
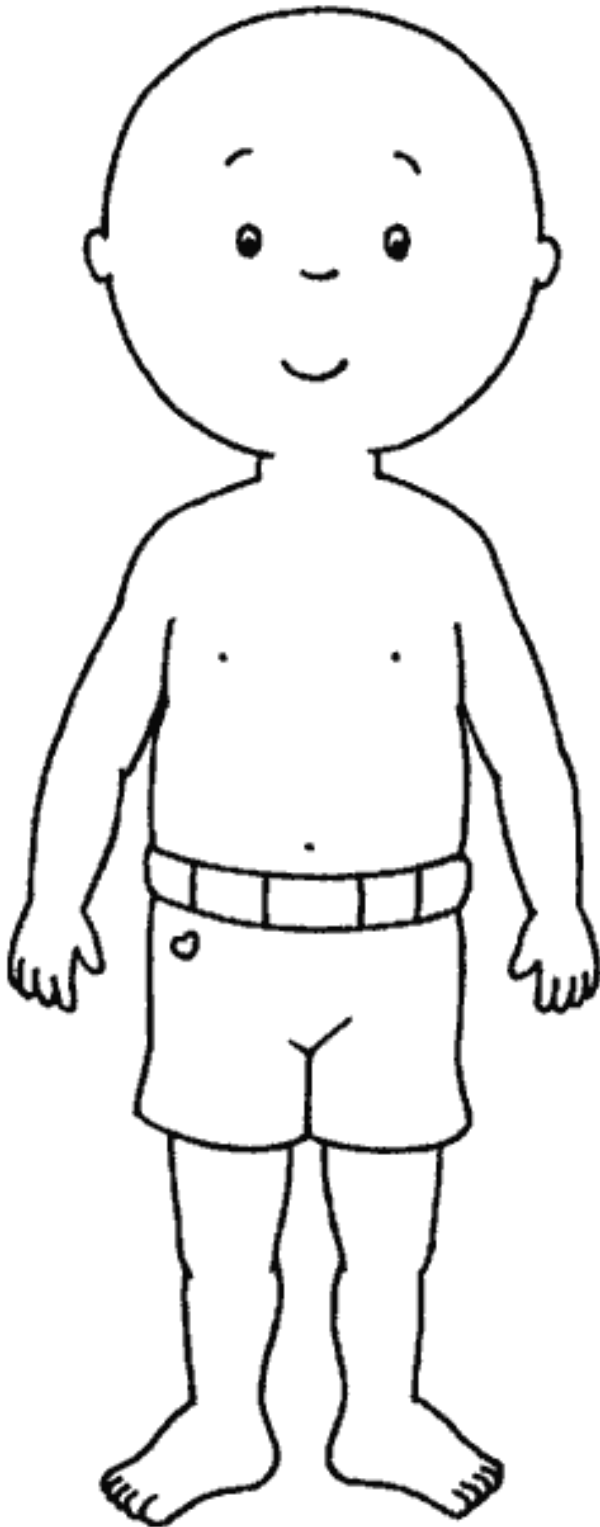
Two story-making templates for Caillou. Each template consists of a dashed-line border with a pair of scissors icon at each corner. Inside each border are two circles at the top for punch holes and a rectangular frame divided into two panels. The right panel of each frame contains a line drawing of Caillou and the word "caillou" written vertically. The top panel of each frame is blank for drawing.

Top Template: The right panel shows Caillou falling into a puddle of water. The word "caillou" is written vertically to the right of the drawing.

Bottom Template: The right panel shows Caillou sitting at a table, eating a sandwich. The word "caillou" is written vertically to the right of the drawing.



Using crayons, color your Caillou paper doll and his clothes. Color them any way that you like. When you are done, ask your teacher to help you cut them out. Then put the clothes on Caillou!



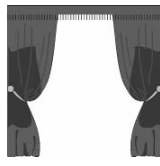
Going to see Caillou in a play is not the same as watching him on tv. At a play, the actors are in the same room as the audience. They can hear and see everything that goes on in the audience. Use the key to find out what your job is at the performance.



watch



listen



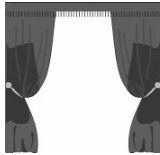







performance



audience



clap

When I go to a , I am part of the . This is a very important job. I have to  and  very carefully. If I talk or move around, the actors and the  will not be able to concentrate on the . When the  ends, it's okay for me to .



Keynotes are produced by the Education Department of the State Theatre, New Brunswick, NJ.

Wes Brustad, *President & CEO*
Lian Farrer, *Vice President for Education*

Keynotes for *Caillou's Big Book Club* written and designed by Lisa Beth Vettoso

Edited by Lian Farrer

© 2005 The State Theatre

The State Theatre's education program is funded in part by Bristol-Myers Squibb, Brother International Corporation, James and Diane Burke, the E & G Foundation, Johnson & Johnson, the J. Seward Johnson Foundation, the Robert Wood Johnson Foundation, the Karma Foundation, the John F. Kennedy Center for the Performing Arts, the McCrane Foundation, the National Starch and Chemical Foundation, the PNC Foundation, and the Wachovia Foundation. Their support is gratefully acknowledged.



Continental Airlines is the official airline of the State Theatre.



This performance of *Caillou's Big Book Club* is supported in part by a grant from the PNC Foundation.



Funding has been made possible in part by the New Jersey State Council on the Arts/ Department of State, a partner agency of the National Endowment for the Arts.