

MERMAID THEATRE OF NOVA SCOTIA

A BROWN BEAR, A MOON,
AND A CATERPILLAR:
TREASURED STORIES
BY ERIC CARLE



Dear Teacher,

The State Theatre in New Brunswick, New Jersey welcomes you to the performance of *Treasured Stories* by Eric Carle. The production, by Mermaid Theatre of Nova Scotia, brings to life three popular children's books by Eric Carle.

These *Keynotes* provide information and activities that will help you prepare your students for the performance and then guide them to reflect on what they've seen and heard. With younger students, we encourage you to read the information to them and facilitate the activities. This guide also contains reproducible activity pages that can be used with even the youngest students.

See you at the State Theatre!

Contents

About the Production	3
What's the Story?	4
Meet Eric Carle	5
Things to Do & Discuss.....	6
You're the Artist	7
My Moon Journal	8
What Happens When?.....	9
At the Show.....	10



Bank of America



Keynotes are made possible by a generous grant from Bank of America Charitable Foundation.

The State Theatre's education program is funded in part by Bank of America Charitable Foundation, Colgate-Palmolive, The Geraldine R. Dodge Foundation, E & G Foundation, The Horizon Foundation for New Jersey, Johnson & Johnson Family of Companies, J. Seward Johnson, Sr. 1963 Charitable Trust, Karma Foundation, The Blanche and Irving Laurie Foundation, McCrane Foundation, MetLife Foundation, New Jersey State Council on the Arts, The Provident Bank Foundation, PSE&G, Robert Wood Johnson Foundation, and TD Bank. Their support is gratefully acknowledged.

Funding has been made possible in part by the New Jersey State Council on the Arts/Department of State, a partner agency of the National Endowment for the Arts.

UNITED
United Airlines is the official airline of the State Theatre.

THE HELDRICH
The Heldrich is the official hotel of the State Theatre.

State TheatreNJ.org Keynotes

Keynotes are produced by the Education Department of the State Theatre, New Brunswick, NJ. Mark W. Jones, President & CEO
Lian Farrer, Vice President for Education
Online at www.StateTheatreNJ.org/Keynotes

Keynotes for *Treasured Stories* by Eric Carle written and designed by Jennifer Cunha and Lian Farrer. © 2011 State Theatre

Find us at www.StateTheatreNJ.org

Contact: education@StateTheatreNJ.org

The State Theatre, a premier nonprofit venue for the performing arts and entertainment.

About the Production

Mermaid Theatre of Nova Scotia's *Treasured Stories* by Eric Carle features three classic Eric Carle stories: *Papa, Please Get The Moon For Me*; *Brown Bear, Brown Bear, What Do You See?*; and *The Very Hungry Caterpillar*. The creative, visually striking production makes it seem as if the pages of the books have come to life right on the stage!

Here are some special theater techniques to look for during the performance.

PUPPETRY - *Treasured Stories* by Eric Carle employs a variety of puppetry styles—including rod, hand, and jointed puppets—to tell the three stories. Amazingly, all of the puppets and scenic elements are manipulated by just two puppeteers!

BLACK LIGHT - Part of the visual magic of this production comes from the use of black light, which allows only certain elements onstage to be seen by the audience. The puppets and scenery are painted with fluorescent paint, which glows in the dark under ultraviolet light (also called black light). Under black light, anything black becomes invisible. During the show, the puppeteers will be on stage as they work with the puppets. They wear black clothing and black masks and perform in front of a black wall. This makes them almost invisible to the audience and allows them to execute all kinds of visual illusions with the puppets; they can make them seem to float, fly, disappear, shrink, grow, and more.

NARRATION - Along with the visual storytelling, the show employs a pre-recorded narration of Eric Carle's text for the three stories.

MUSIC - Original music, composed by Steven Naylor especially for this production, adds to the whimsical, magical atmosphere.



Top: A Mermaid Theatre puppeteer demonstrates how to make the *Very Hungry Caterpillar* walk. Bottom: *Papa, Please Get the Moon for Me*.



Resources

Visit Mermaid Theatre's website:

www.mermaidtheatre.ns.ca

For information about black light, check out

www.howstuffworks.com/question59.htm

The Puppetry Home Page

www.sagecraft.com/puppetry

Making Puppets Come Alive, by Larry Engler and Carol Fijan

A Show of Hands: Using Puppets with Young Children, by Ingrid M. Crepeau and M. Ann Richards

Did You Know?

Mermaid Theatre's production of *The Very Hungry Caterpillar* has had over 2,200 performances, has toured continuously since 1999, and has been seen by over 1 million people in the U.S., Canada, Mexico, Singapore, Japan, Holland, Vietnam, Macau, Taiwan, and Hong Kong. The show has been performed in English, Spanish, Japanese, and Korean!

What's the Story?


Here are brief synopses of the three Eric Carle stories that you'll see in the performance.

Brown Bear, Brown Bear, What Do You See?

Written by Bill Martin Jr. and illustrated by Eric Carle, *Brown Bear, Brown Bear, What Do You See?* introduces a world of colorful animals. In each scene, we meet a new animal of a different color. Each animal helps the audience discover which creature will show up next. The text employs rhyme and repetition: "Brown Bear, Brown Bear, what do you see? I see a red bird looking at me." As this pattern is repeated over and over, students can easily predict the next lines. The fun increases as the animals become stranger and stranger (a purple cat!?).

Visit Bill Martin Jr.'s website: <http://billmartinjr.com>.

See other teachers' ideas for using this book in the classroom:
<http://eric-carle.com/bb-bb.html>



Papa, Please Get the Moon for Me

Every night before she goes to bed, Monica wishes she could play with the moon instead of just watching it grow larger from her bedroom window. As much as she stretches, she can't reach it. She asks her father for help. Papa uses a ladder to reach the moon. The moon says that every night he gets smaller. When he is small enough, Papa can come and take him. When the moon is finally small enough, Papa gives it to Monica to play with. But the moon keeps shrinking until it entirely disappears! One night, the moon appears once again outside Monica's window, getting bigger and bigger.

See other teachers' ideas for using this book in the classroom:
<http://eric-carle.com/bb-papa.html>



The Very Hungry Caterpillar

One sunny Sunday, a little caterpillar is hatched out of a tiny egg, and he realizes he is very hungry! On Monday, he eats his way through one apple; on Tuesday, he eats through two pears—and he is still hungry. As the week continues, this very hungry caterpillar goes on an amazing journey and through a lot of different foods. Full at last, he makes a cocoon around himself and goes to sleep. A few weeks later, he wakes up to find himself transformed into a beautiful butterfly!

See other teachers' ideas for using this book in the classroom:
<http://eric-carle.com/bb-VHC.html>



Meet Eric Carle

Eric Carle, the creator of brilliantly illustrated and innovatively designed picture books for young children, was born in Syracuse, New York in 1929 and moved to Germany when he was six. He returned to New York in 1952 and got a job as a graphic designer for *The New York Times*. A few years later, he met Bill Martin, Jr., who asked him to illustrate his first book—*Brown Bear, Brown Bear, What Do You See?*—and Carle’s career in children’s literature was born. Since 1969, Eric Carle has written and illustrated more than 60 books. His most popular ones, such as *The Very Hungry Caterpillar*, have been translated into more than 25 languages.


In these excerpts of an interview with Eric Carle, he discusses his artistic technique and the sources of inspiration for his books.

My pictures are collages. I didn't invent the collage. Artists like Picasso and Matisse and Leo Lionni and Ezra Jack Keats made collages. Many children have done collages at home or in their classrooms. In fact, some children have said to me, "Oh, I can do that." I consider that the highest compliment.

I begin with plain tissue paper and paint it with different colors, using acrylics. Sometimes I paint with a wide brush, sometimes with a narrow brush. Sometimes my strokes are straight, and sometimes they're wavy. Sometimes I paint with my fingers. Or I paint on a piece of carpet, sponge, or burlap and then use that like a stamp on my tissue papers to create different textures.

These papers are my palette and after they have dried I store them in color-coded drawers. Let's say I want to create a caterpillar: I cut out a circle for the head from a red tissue paper and many ovals for the body from green tissue papers; and then I paste them with wallpaper glue onto an illustration board to make the picture.

When I was a small boy, my father would take me on walks across meadows and through woods. He would lift a stone or peel back the bark of a tree and show me the living things that scurried about. He'd tell me about the life cycles of this or that small creature and then he would carefully put the little creature back into its home. I think in my books I honor my father by writing about small living things. And in a way I recapture those happy times.



Eric Carle Resources

At Eric Carle's official website, find more information about the author, a list of his books, video of him at work, a teacher bulletin board for sharing ideas and activities, and more.
www.eric-carle.com

Here are some books that teachers will find useful:

- The Art of Eric Carle*, by Eric Carle
- You Can Make a Collage: A Very Simple How-To Book*, by Eric Carle
- Teaching with Favorite Eric Carle Books*, by Joan Novelli

Things to Do & Discuss

Brown Bear, Brown Bear, What Do You See?

In this book, we follow along as Brown Bear spots different animals. Read the book with your class, then work together to continue the story. Ask your students to suggest other items and colors to add to the story, and put them in the familiar pattern of the text. Encourage your students to use items from the classroom to continue the story—for example: yellow pencil, orange crayon, blue rug, etc.




Papa, Please Get The Moon For Me

Phases of the Moon. Use the Moon Journal on page 8 to track the phases of the moon. Lead a discussion about what students observed.

Measuring and Math. Monica's father uses a very tall ladder to climb up to the moon. Tell your students just how long that

ladder would have to be to reach the moon: about 238,857 miles! As a class, figure out how many school buses it would take to get there, with each school bus being about 40 feet long. Next, figure out how many trips you would have to make around the equator (circumference: 24,901 miles) to equal the distance to the moon. With your students brainstorm other ways to measure the distance to the moon.



The Very Hungry Caterpillar

Counting. With your class, write down the number of items the caterpillar eats in one week. In all, how many items did the caterpillar eat?

Life Cycle of a Butterfly. Discuss the life cycle of a butterfly: egg, larva (caterpillar), pupa, and butterfly.

Eating a Healthful Diet. The very hungry caterpillar eats his way through a lot of different foods. With your students, create a list of all the foods the caterpillar eats. Then ask:


- **Were all of the foods that the caterpillar ate healthful foods? Which ones were and which ones weren't?**
- **What foods would you eat if you could eat anything you wanted?**
- **Were the foods you picked healthful or unhealthful?**



Discuss the food pyramid with your students and explain which foods they should eat to grow up healthy and strong. You can also use the simpler MyPlate icon introduced in June 2011. Have students create a healthful food book by drawing or cutting out and coloring pictures of foods they should incorporate into their diet.

Visit the US Department of Agriculture's MyPlate pages:




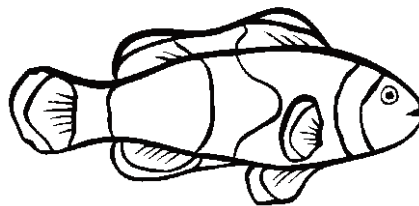




www.choosemyplate.gov/



You're the Artist

In *Brown Bear, Brown Bear, What Do You See?*, we meet many animals, each with its own color.

Invite your class to recreate what they saw in the show by coloring each animal the corresponding color.



Color the bear **BROWN**

Color the dog **WHITE**

Color the horse **BLUE**

Color the bird **RED**

Color the frog **GREEN**

Color the sheep **BLACK**

Color the duck **YELLOW**


Color the cat **PURPLE**

Color the fish **GOLD**

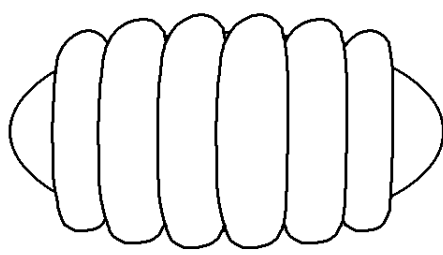


What Happens When?

Do you remember what happens in *The Very Hungry Caterpillar*?
Color the pieces below and then cut them out.
Put all the pieces in the same order as the story!




Saturday




Later on Sunday



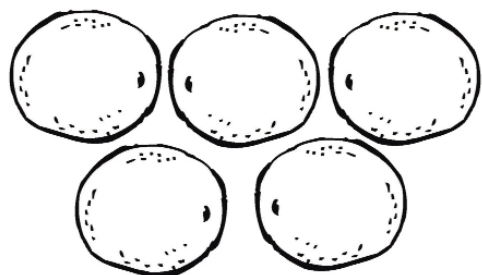
Monday



Thursday



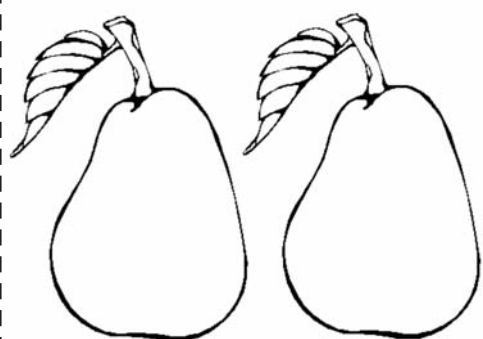
Wednesday




Friday



Sunday



Tuesday



2 weeks later

At the performance of *The Very Hungry Caterpillar*, listen for these words:

“But he was still hungry.”

How many times did you hear them? _____

At the Show

Going to see a play at a theater is not the same as watching TV. When you are sitting in audience at the State Theatre, the actors will be in the same room as you. They will be able to hear and see everything that goes on in the audience. Use the key to find out what your job is at the performance.



Look



Listen



Performance



Audience




Clap

When I go to a  , I am part of the  . This is a

very important job. I have to  and  carefully.

If I talk or move around, the actors and the  will have a

hard time paying attention to the  .

When the  is over, it's okay for me to  .